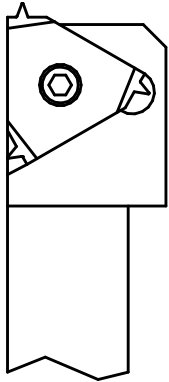
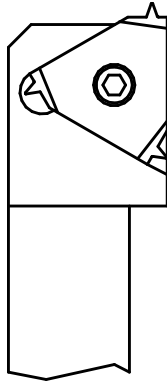


RIGHT  
HAND



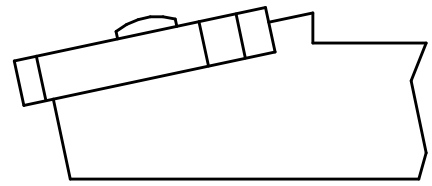
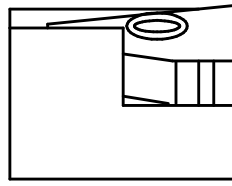


HOLDER  
FORMS

LEFT  
HAND



SK. 7



MAKE TIP SEATING LEVEL, LEFT TO RIGHT  
AND 10° SLOPE BACK TO FRONT.

MAKE ONE PACKING STRIP AT 1° SUITABLE  
FOR MOST APPLICATIONS. MAKE OTHERS  
WITH GREATER ANGLE AS REQUIRED

SHOP MADE HOLDER      SK. 8